



### District Report Card: 2017


<b>State:</b> Rajasthan	<b>District:</b> Bundi
<b>Class:</b> 5	<b>Subject:</b> Language
<b>Schools:</b> 61	<b>Students:</b> 787


### Participation/Coverage


#### Students

<div>GENDER</div> <div></div>	Boys				Girls			
	Number		%		Number		%	
	367		46.63		420		53.37	

<div>AREA</div> <div></div>	Rural				Urban			
	Number		%		Number		%	
	741		94.16		46		5.84	

<div>CATEGORY</div> <div></div>	SC		ST		OBC		GEN	
	Number	%	Number	%	Number	%	Number	%
	210	26.68	150	19.06	409	51.97	18	2.29

<div>CWSN</div> <div></div>	LD	VI	HI	S&LD	ID	Oth
	0	2	1	1	11	16

<div>Management</div> <div></div>	Government			Government-aided		
	Number		%	Number		%
	787		100.00	0		0.00

### Average Performance of Students in Language (%)

Overall	Gender		Area		Management		Social Group			
	Male	Female	Rural	Urban	Govt.	Aided	SC	ST	OBC	GEN
68.78	69.83	67.86	68.35	75.65	68.78	0.00	67.68	72.13	68.31	64.07

## Performance on Learning Outcomes (LOs)

Learning Outcomes	Description	Average Performance(%)
L504	Reads and comprehends independently storybooks, news items/ headlines, advertisements etc.	66.43
L508	Reads text with comprehension, locates details and sequence of events	69.95

Range of Performance of Students who Answered Correctly							
Below 30%		30% - 50%		50% - 75%		Above 75%	
Number	%	Number	%	Number	%	Number	%
49	6.23	111	14.10	294	37.36	333	42.31

## Lowest Performing Learning Outcomes (LOs)

- 1 - Reads and comprehends independently storybooks, news items/ headlines, advertisements etc. (66.43)
- 2 - Reads text with comprehension, locates details and sequence of events (69.95)